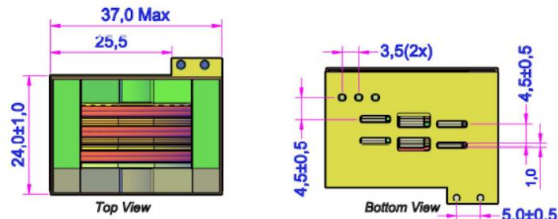
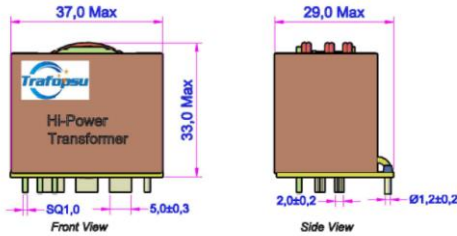


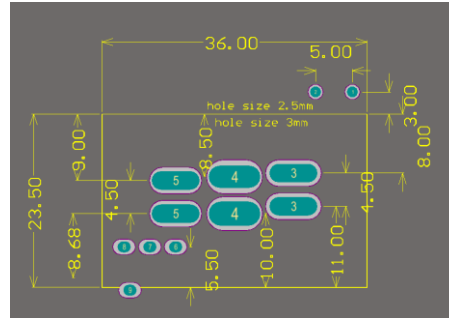


Doc.no:	S-002_06
Version:	V1.0
Last updated:	2024.03.19

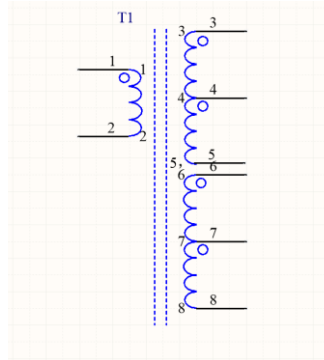
A – Dimensions: [mm]



B – Recommended land pattern:



C – Schematic



D – Electrical Properties:

电感量修改到105UH

Properties	Test conditions		Value	Unit	Tol.
Inductance	100 kHz/1V	L	180	uH	±10%
Turns ratio		n	16:1:1		
Saturation current		Isat			
DC Resistance	@20°C	Rdc			
Leakage inductance	100 kHz/1V	Ls	3	uH	Max.
Insulation voltage	Pri – Sec	Ut	4000	V(AC)	

E – Application Properties:

Properties		Value	Unit
Input voltage	Ui	385 – 420	V (DC)
Output voltage	Uo	12	V
Output current	Io	40+	A
Auxiliary voltage	Uaux	12	V
Switching frequency	fswitch	65 – 300	kHz

F – General information:

It is recommended that the temperature of the part does not exceed +125°C under worse case conditions.

- Storage Temperature: - 20°C to 60 °C
- Operating Temperature: - 40°C to 125 °C
- Test conditions of Electrical Properties: 20°C, 40% RH

REV.	Description/Reason	Date
A	Created.	2024.10.25

NINGBO HI-TECH ZONE HIPOWER TECHNOLOGY CO., LTD  
 宁波高新区恒博尔科技有限公司  
[www.trafopsu.com](http://www.trafopsu.com) 0086 (574) 8667 1366  
 Email: [sales@trafopsu.com](mailto:sales@trafopsu.com) 0086 135 0669 7578

Item Description	LLC Trafo PQ135 Lp=180uH ±10%	
Hipower P/N	176056	
Revision	Designed by	Approved by
A	Jack	Jerome